

# UTE TRAY



ULLTIMATE ALUMINIUM UTE TRAY



INSTALLATION  
REFERENCE



**ULLRICH ALUMINIUM**



▪ **Heavy Duty Chassis Rail**

▪ **Stainless Steel Latches**


▪ **Stainless Steel Bolts**

▪ **6 Nylon Lock Nuts**


▪ **Anti-Rattle Hinges**

▪ **50mm Light Bar**

▪ **25mm Tie Rail**



**VIEWS**



**OPTIONS:**

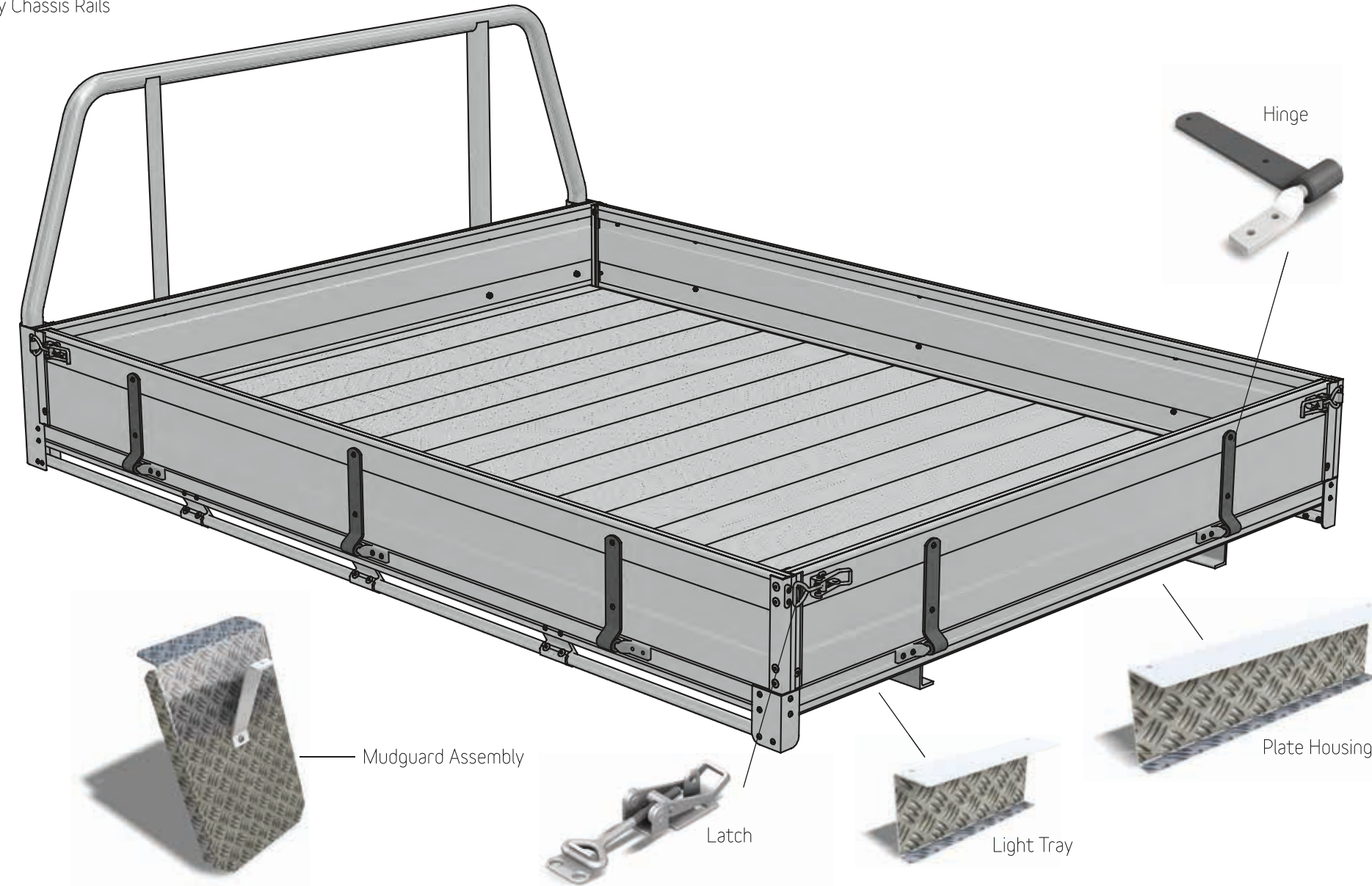
With Side Boards  
Without Side Boards



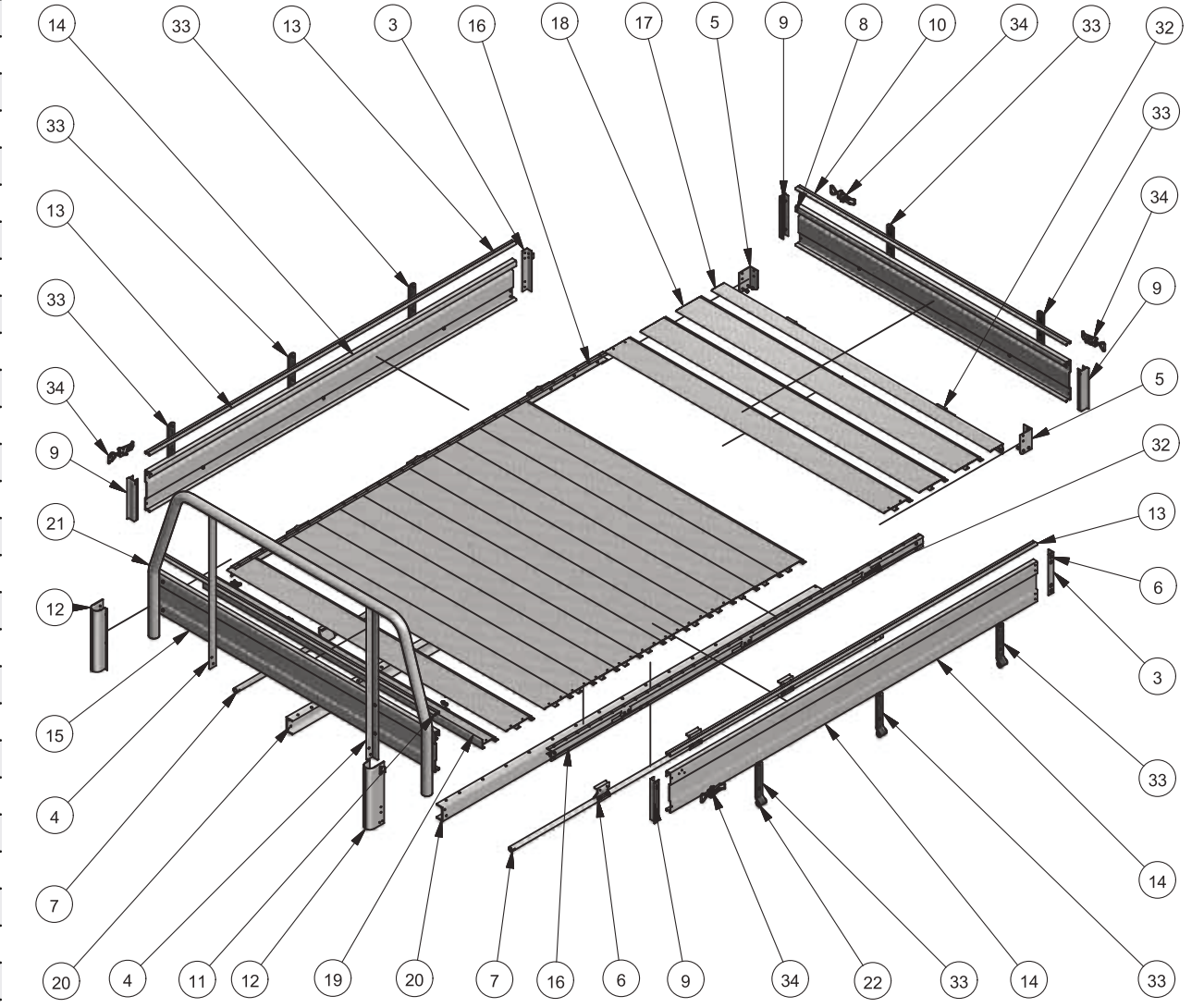
\* Images may differ to actual product.  
Mudguards and tail lights as shown are optional.

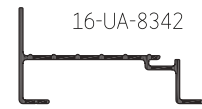
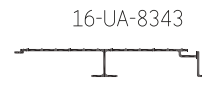





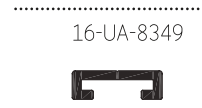


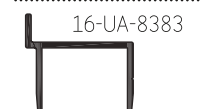
25mm Tie Rail  
 50mm Light Bar  
 Anti-Rattle Hinges  
 Stainless Steel Bolts  
 & Nylon Lock Nuts  
 Stainless Steel Latches  
 Heavy Duty Chassis Rails









2.4m x 1.8m - with or without side boards  
 1.8m x 1.8m - with or without side boards



PARTS LIST					
ITEM	QTY	UNIT QTY	PART NUMBER	DESCRIPTION	MATERIAL
1	100		No 6 73AS	TRUSS HEAD BLIND RIVET	5065
2	28		No 6 73ASL	TRUSS HEAD BLIND RIVET	5065
3	2	228 mm	5854	ANGLE 32 x 3mm	6060-T5
4	2	884 mm	UA1114	ANGLE 40 x 4.5mm	6060-T5
5	2	114 mm	UA1525	ANGLE 75 x 50 x 3mm	6060-T5
6	6	75 mm	UA8347	SIDE RAIL HOLDER	6106-T6
7	2	2420 mm	UA1248	TUBE 25 x 3mm	6106-T6
8	1	1766 mm	UA8346	TAIL GATE OUTER FRAME	6106-T6
9	4	228 mm	UA8349	OUTER FRAME COVER - 30mm	6106-T6
10	1	1766 mm	UA8349	TAIL GATE OUTER FRAME COVER	6106-T6
11	1	1830 mm	UA8349	HEAD BOARD OUTER FRAME COVER	6106-T6
12	2	345 mm	UA8351	TUBE HOLDER	6106-T6
13	2	1785 mm	UA8349	SIDE BOARD OUTER FRAME COVER	6106-T6
14	2	1785 mm	UA8346	SIDE BOARD OUTER FRAME	6106-T6
15	1	1830 mm	UA8346	HEAD BOARD OUTER FRAME	6106-T6
16	2	1818 mm	UA8345	SIDE COAMING RAIL	6106-T6
17	1	1820 mm	UA8344	END PLANK	6106-T6
18	11	1820 mm	UA8343	MIDDLE PLANK	6106-T6
19	1	1820 mm	UA8342	STARTER PLANK	6106-T6
20	2	1860 mm	UA8100	CHANNEL 80 x 40 x 6mm	6261-T6
21	1	3242 mm	UA1251	TUBE 50 x 3mm	6261-T6
22	8		HINGE BUSH	HINGE BUSH	Stainless Steel
23	40		M8 x 1.25	NYLON LOCK NUT	Stainless Steel
24	8		M8 x 1.25 x 20mm	BUTTON HEAD CAP SCREW	Stainless Steel
25	52		M6 x 1.0	NYLON LOCK NUT	Stainless Steel
26	28		M8 x 1.25 x 20mm	SOCKET HEAD CAP SCREW	Stainless Steel
27	4		M8 x 1.25 x 25mm	SOCKET HEAD CAP SCREW	Stainless Steel
28	20		M5 x 0.8	NYLON LOCK NUT	Stainless Steel
29	12		M6 x 1.0 x 20mm	BUTTON HEAD CAP SCREW	Stainless Steel
30	8		M6 x 1.0 x 35mm	BUTTON HEAD CAP SCREW	Stainless Steel
31	36		M6 x 16mm	BUTTON HEAD CAP SCREW	Stainless Steel
32	8		HINGE GUDGEON	HINGE GUDGEON	Steel
33	8		HINGE STRAP	HINGE STRAP	Steel
34	4		LATCH LARGE	TOGGLE LATCH	Steel Plated
35	20		M5 x 14mm	COUNTERSUNK CAP SCREW	Stainless Steel

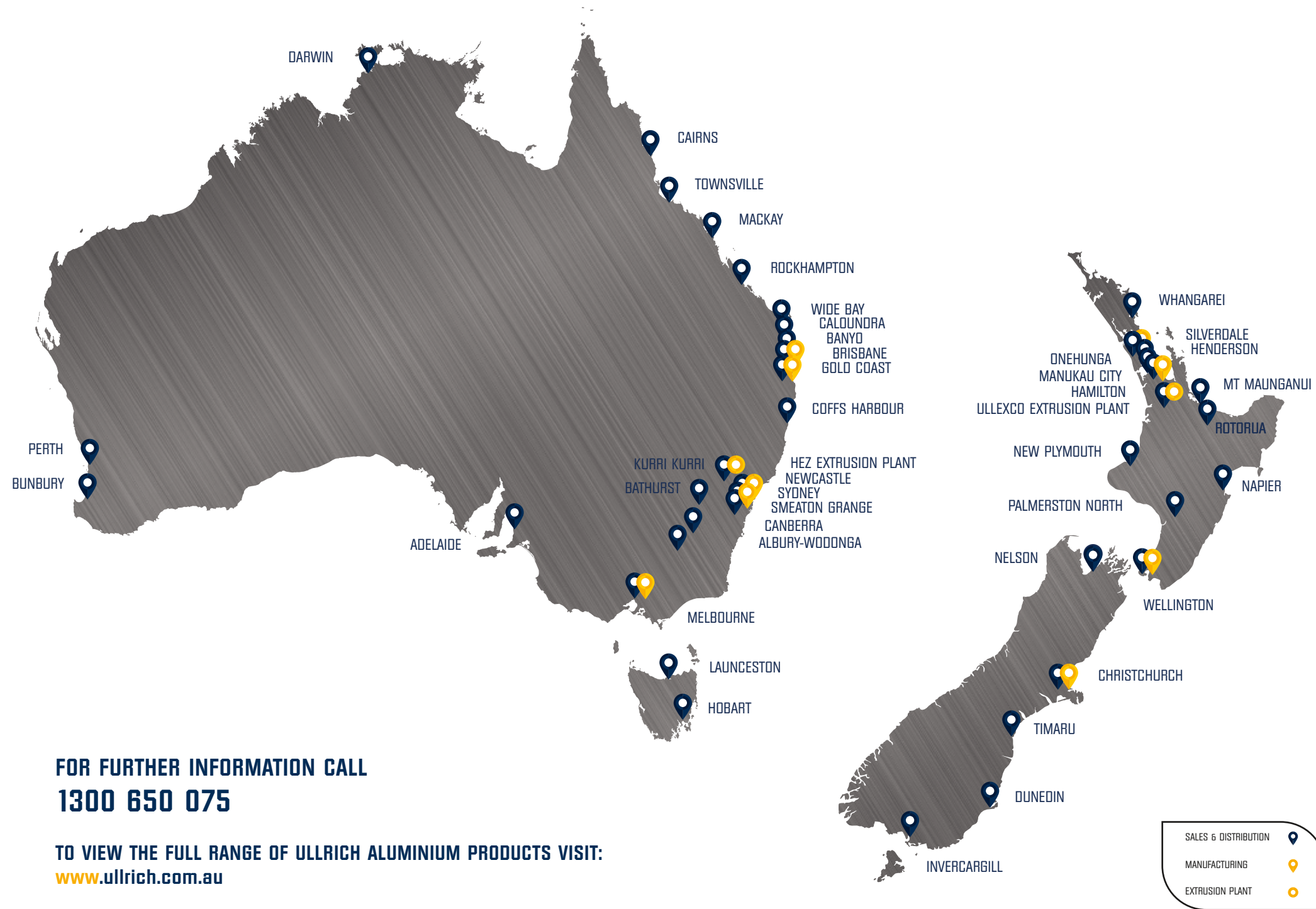


SECTION	DESCRIPTION	AP	PP	MASS Kg/m
 16-UA-8342	STARTER PLANK 104.5 x 51.0	398	398	1.104
 16-UA-8343	Middle PLANK 187 x 26	533	533	1.492
 16-UA-8344	END PLANK 83 x 54	309	309	1.049
 16-UA-8345	SIDE COMAING RAIL 57 x 31	234	234	0.821
 16-UA-8346	OUTER FRAME 225 x 30	680	680	2.761
 16-UA-8347	SIDE RAIL HOLDER 86 x 34.5	315	315	1.919
 16-UA-8348	OUTER FRAME 130 x 30	461	461	1.885
 16-UA-8349	OUTER FRAME COVER 30 x 9.5	105.8	49	0.411
 16-UA-8350	OUTER FRAME COVER 30.5 x 38.3	147.1	147.1	0.385
 16-UA-8351	TUBE HOLDER 94 x 71.5	390	195	1.518
 16-UA-8383	OUTER FRAME COVER 34.5 x 38.3	187.4	187.4	0.493

SECTION	DESCRIPTION	AP	PP	MASS Kg/m
 12-UA-1251	TUBE Ø50 x 3	157.1	157.1	1.196
 2-UA-1107	ANGLE 40 x 40 x 3	159.4	159.4	0.626
 6-UA-1248	TUBE Ø25 x 3	78.5	78.5	0.562
 2-UA-1105	ANGLE 30 x 30 x 3	119.4	119.4	0.463
 2-UA-1525	ANGLE 75 x 50 x 3	249.4	249.4	0.988
 3-UA-3506	CHANNEL 80 x 40 x 4	311.2	311.2	1.641
 4-UA-2937	FLAT BAR 32 x 3	69.5	69.5	0.268
	WHEEL GUARD 240 x 28	573.5	573.5	1.643

## VIEWS





**FOR FURTHER INFORMATION CALL  
1300 650 075**

**TO VIEW THE FULL RANGE OF ULLRICH ALUMINIUM PRODUCTS VISIT:  
[www.ullrich.com.au](http://www.ullrich.com.au)**

## THERE'S AN ULLRICH ALUMINIUM BRANCH NEAR YOU

### NEW SOUTH WALES

Sydney General Enquiries:  
185-187 Woodpark Road  
Smithfield, NSW 2164  
+61 (2) 8787 7400

Sydney Fabrication:  
185-187 Woodpark Road  
Smithfield, NSW 2164  
+61 (2) 8787 7468

Sydney South:  
15 Blackmore Road  
Smeaton Grange, NSW 2567  
+61 (2) 4646 2200

Kurri Kurri:  
HEZ Extrusion Plant  
Lot 1, Bromage Road  
HEZ Industrial Estate  
Kurri Kurri, NSW 2327  
+61 (2) 4015 6800

Newcastle:  
6 Steel River Boulevard  
Mayfield West, NSW 2304  
+61 (2) 4949 2600

Bathurst:  
10 Bradwardine Road  
Robin Hill, NSW 2795  
+61 (2) 6339 8900

Coffs Harbour:  
13 Cook Drive  
Coffs Harbour, NSW 2450  
+61 (2) 6690 2400

### SOUTH EAST QUEENSLAND

Brisbane:  
20 Ron Boyle Crescent  
Carole Park, QLD 4300  
+61 (7) 3718 1400

Banyo:  
40 Buchanan Road  
Banyo, QLD 4014  
+61 (7) 3335 6700

Caloundra:  
37 Enterprise Street  
Caloundra, QLD 4551  
+61 (7) 5390 7600

Gold Coast:  
24 Township Drive  
West Burleigh, QLD 4219  
+61 (7) 5586 1500

### QUEENSLAND

Cairns:  
16 Spota Street  
Woree, QLD 4868  
+61 (7) 4252 3200

Townsville:  
5 Whitehouse Street  
Garbutt, QLD 4814  
+61 (7) 4720 7100

Mackay:  
105-111 Maggiolo drive  
Paget, QLD 4740  
+61 (7) 4864 2100

Rockhampton:  
103 Stanley Street  
Rockhampton, QLD 4700  
+61 (7) 4923 8600

Wide Bay:  
48B Lower Mountain Road  
Dundowran, QLD 4655  
+61 (7) 4196 9000

### NORTHERN TERRITORY

Darwin:  
114 Reichardt Road  
Winnellie, NT 0820  
+61 (8) 7929 8400

### WESTERN AUSTRALIA

Perth:  
17 King Street  
Bayswater, WA 6053  
+61 (8) 9473 4700

Bunbury:  
33 Clifford Street  
Halifax, WA 6230  
+61 (8) 9796 4200

### TASMANIA

Launceston:  
86 Invermay Road  
Launceston, TAS 7250  
+61 (3) 6327 8600

Hobart:  
123 Albert Rd  
Moonah, TAS 7009  
+61 (3) 6278 0000

### VICTORIA

Melbourne:  
893 Princes Highway  
Springvale, VIC 3171  
+61 (3) 9567 7200

### SOUTH AUSTRALIA

Adelaide:  
57 Diagonal Road  
Pooraka, SA 5095  
+61 (8) 8300 2500

### ACT REGION

Canberra:  
12 Sawmill Circuit  
Hume, ACT 2620  
+61 (2) 6243 9700

Albury-Wodonga  
28 Fallon Street  
Albury, NSW 2640  
+61 (2) 6049 9800





**SALES ENQUIRIES 1300 650 075**

**[www.ulrich.com.au](http://www.ulrich.com.au)**