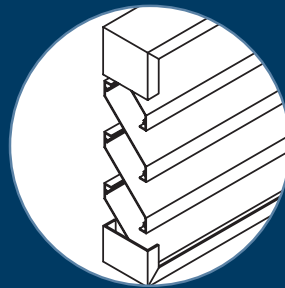
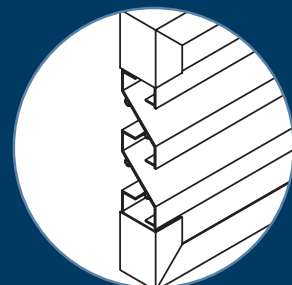


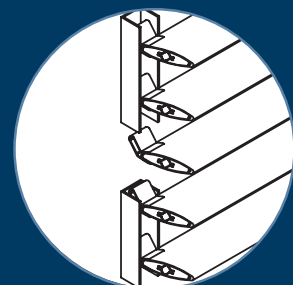
ULLRICH LOUVRE SYSTEMS




STANDARD



STORM



ELLIPTICAL



SCREEN





MODEL:

UL3101 & UL3102

APPLICATION:

Industrial plantrooms, car parks, general ventilation and screening

MATERIAL:

All blades are extruded from 6000 series aluminium alloy.

All screws and rivets are stainless steel.

FINISH:

Louvre components can be supplied in either mill, anodised or powdercoated finish.

SIZES:

Can be manufactured to suit opening up to 6000mm high x 2000mm wide.

Width can be increased by adding stiffener bar.

(See fabrication drawing).

TO SPECIFY:

Louvres shall be Ullrich Aluminium model UL3101 or UL3102 complete with bird screen (as req'd), blade pitched to suit opening.

Finishing – see above.

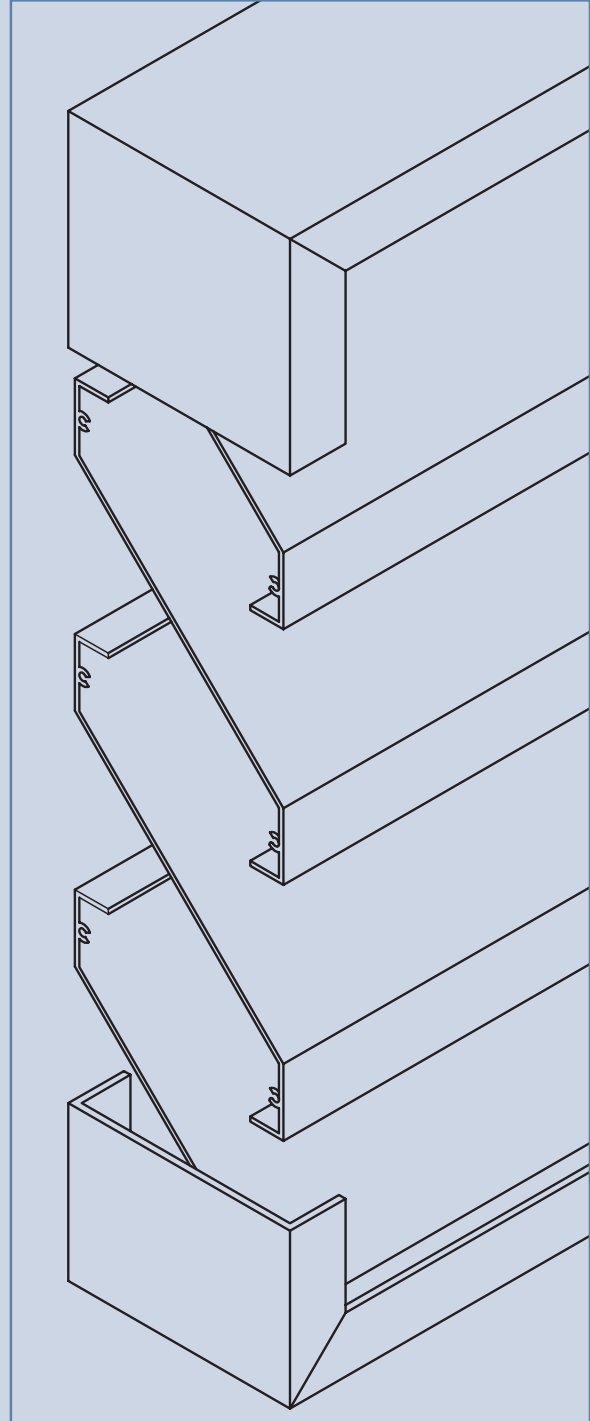
Installation shall be as per manufacturers recommendations.

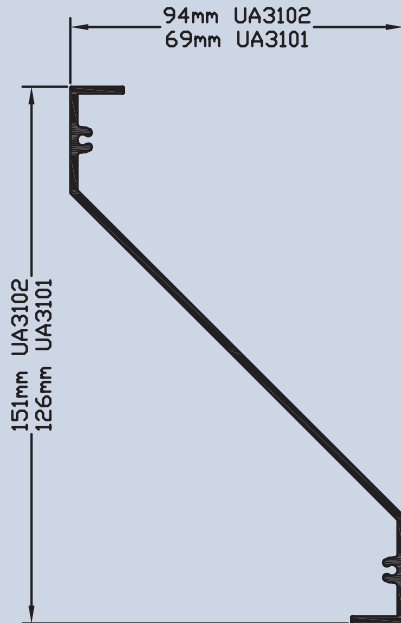
– For typical fixing details see page 21

FREE AIR:

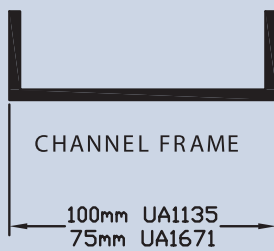
UL3101 = 39%

UL3102 = 39%

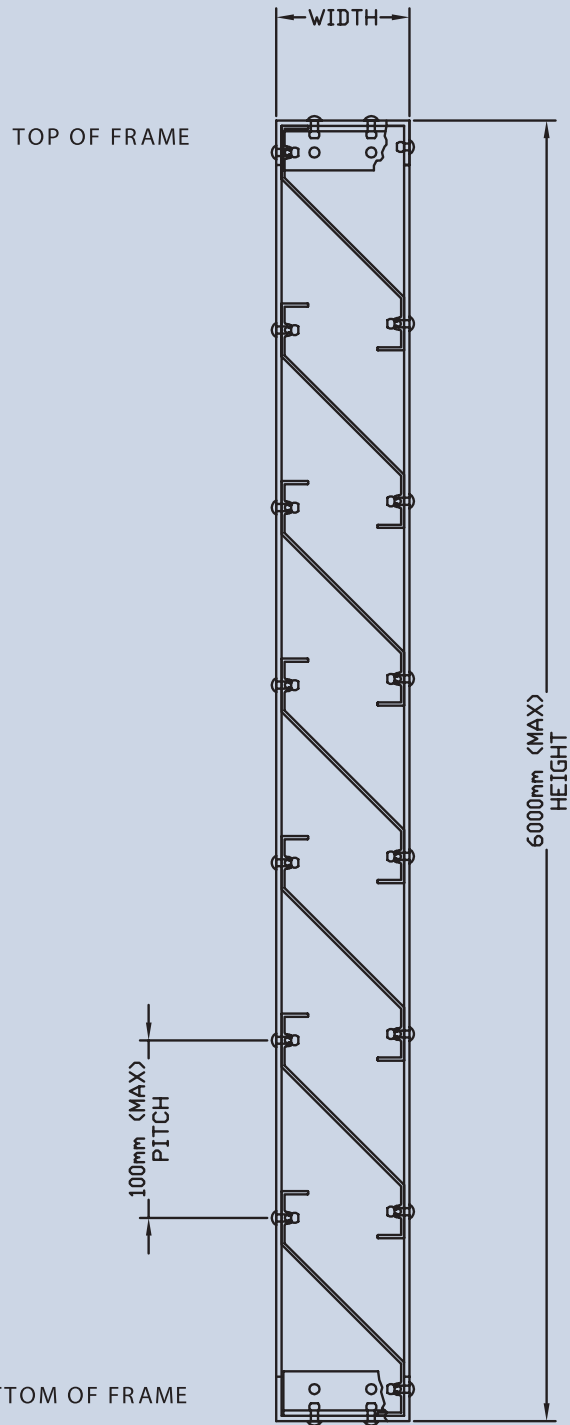




LOUVRE BLADE
UA3101-69mm
UA3102-94mm



CHANNEL FRAME



NOTE:

- Pitch can be varied to suit height.
- Louvre blade can either be screw fixed or riveted.
- 2000mm max width.
- Width can be increased by using stiffener bar.
See fabrication drawings.

For fabrication drawing details contact Ullrich Aluminium Sales.



MODEL:
UL1368

APPLICATION:
Vertical screens, industrial, generally light applications.

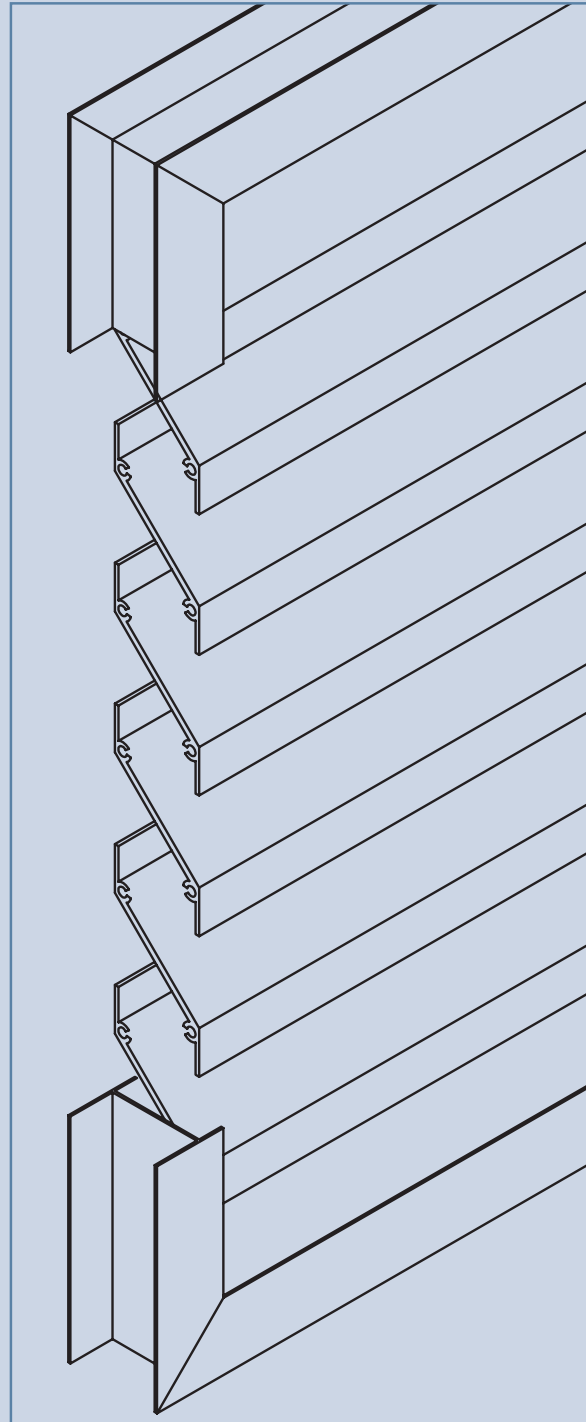
MATERIAL:
All blades are extruded from 6000 series aluminium alloy.
All screws and rivets are stainless steel.

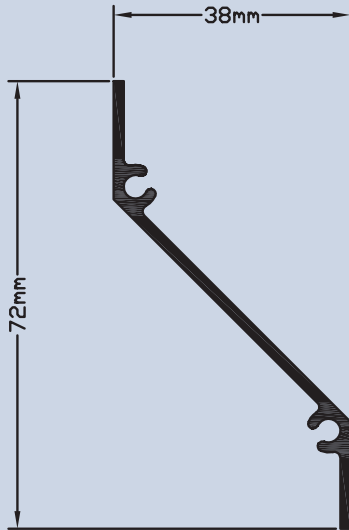
FINISH:
Louvre components can be supplied in either mill, anodised or powdercoated finish.

SIZES:
Can be manufactured to suit opening up to 6000mm high x 2000mm wide.
Width can be increased by adding stiffener bar.
(See fabrication drawing).

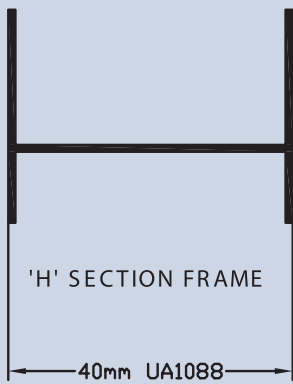
TO SPECIFY:
Louvres shall be Ullrich Aluminium model UL1068 complete with bird screen (as required). Blade pitched to suit opening.
Finishing – see above.
Installation shall be as per manufacturers recommendations.
– For typical fixing details see page 21

FREE AIR:
UL1368 = 46%



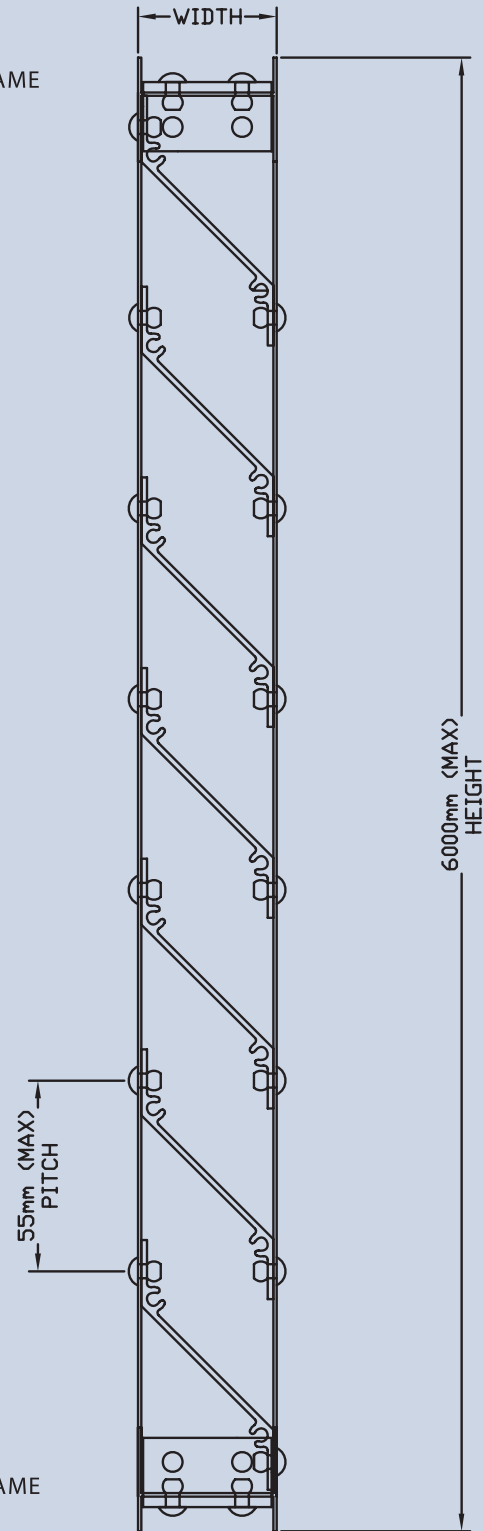


LOUVRE BLADE
UA1368



'H' SECTION FRAME

TOP OF FRAME



BOTTOM OF FRAME

NOTE:

- Pitch can be varied to suit height.
- Louvre blade can either be screw fixed or riveted.
- 2000mm max width.
- Width can be increased by using stiffener bar.
See fabrication drawing

For fabrication drawing details contact Ullrich Aluminium Sales.



MODEL:
UL1089

APPLICATION:
Vertical screens, industrial, general light applications.

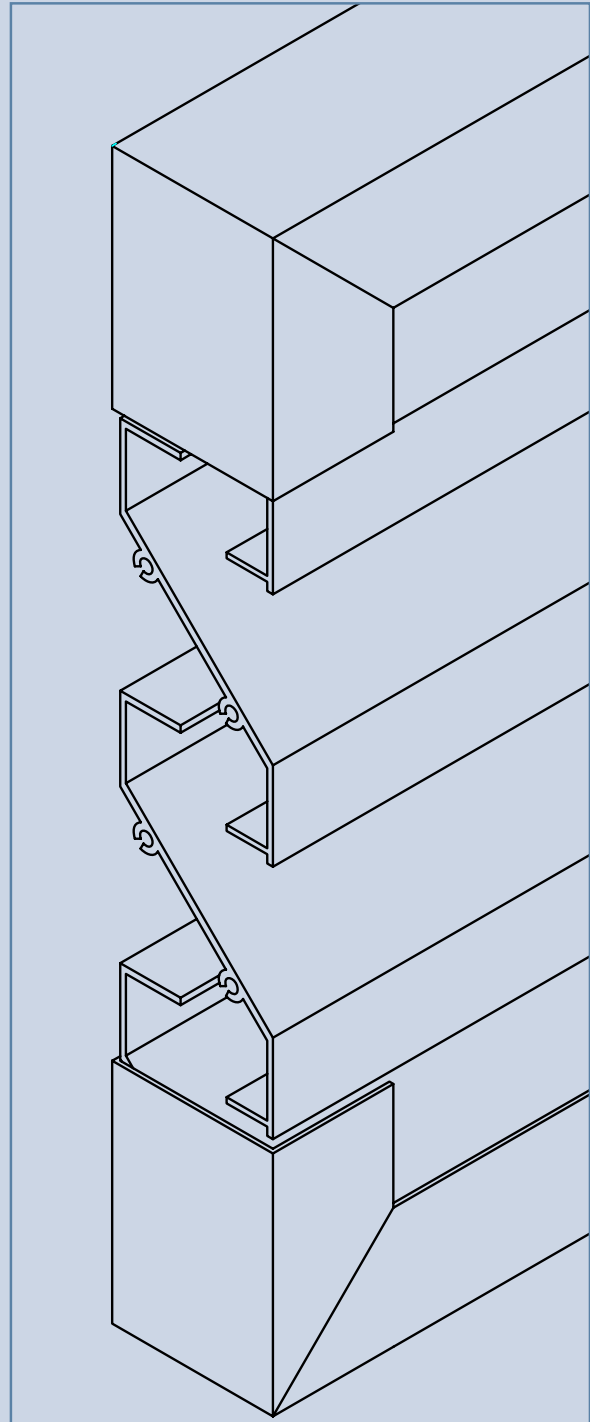
MATERIAL:
All blades are extruded from 6000 series aluminium alloy.
All screws and rivets are stainless steel.

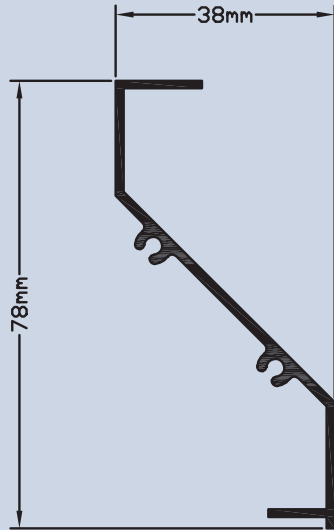
FINISH:
Louvre components can be supplied in either mill, anodised or powdercoated finish.

SIZES:
Can be manufactured to suit opening up to 6000mm high x 2000mm wide.
Width can be increased by adding stiffener bar.
(See fabrication drawing).

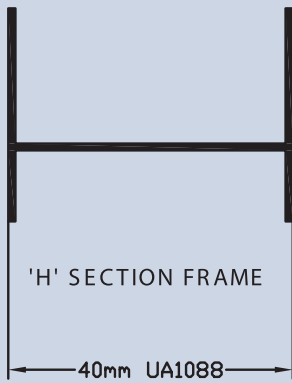
TO SPECIFY:
Louvres shall be Ullrich Aluminium model UL1089 complete with bird screen (as req'd). Blade pitched to suit opening.
Finishing – see above.
Installation shall be as per manufacturers recommendations.
– For typical fixing details see page 21

FREE AIR:
UL1089 = 31%





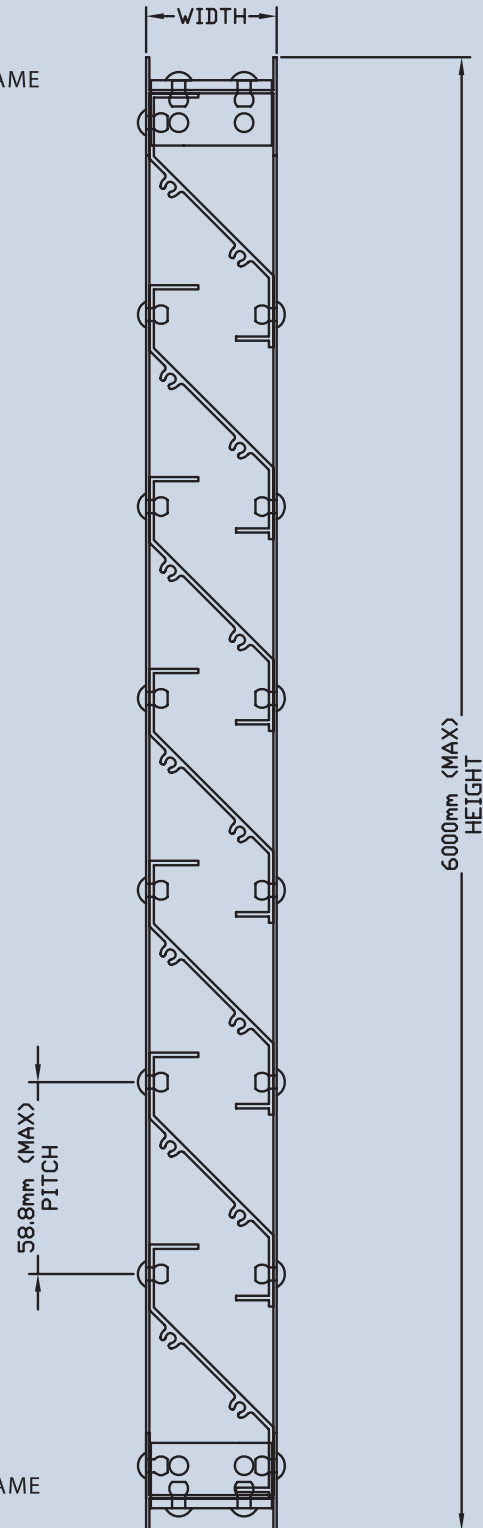
LOUVRE BLADE
UA1089



'H' SECTION FRAME

40mm UA1088

TOP OF FRAME



BOTTOM OF FRAME

NOTE:

- Pitch can be varied to suit height.
- Louvre blade can either be screw fixed or riveted.
- 2000mm max width.
- Width can be increased by using stiffener bar.
See fabrication drawing

For fabrication drawing details contact Ullrich Aluminium Sales.



MODEL:

UL1661

APPLICATION:

Vertical screens, industrial, general light applications.

MATERIAL:

All blades are extruded from 6000 series aluminium alloy.

All screw or rivets are stainless steel.

FINISH:

Louvre components can be supplied in either mill, anodised or powdercoated finish.

SIZES:

Can be manufactured to suit opening up to 6000mm high x 2000mm wide.

Width can be increased by adding stiffener bar.
(See fabrication drawing).

TO SPECIFY:

Louvres shall be Ullrich Aluminium model UL1661 complete with bird screen (as req'd). Blade pitched to suit opening.

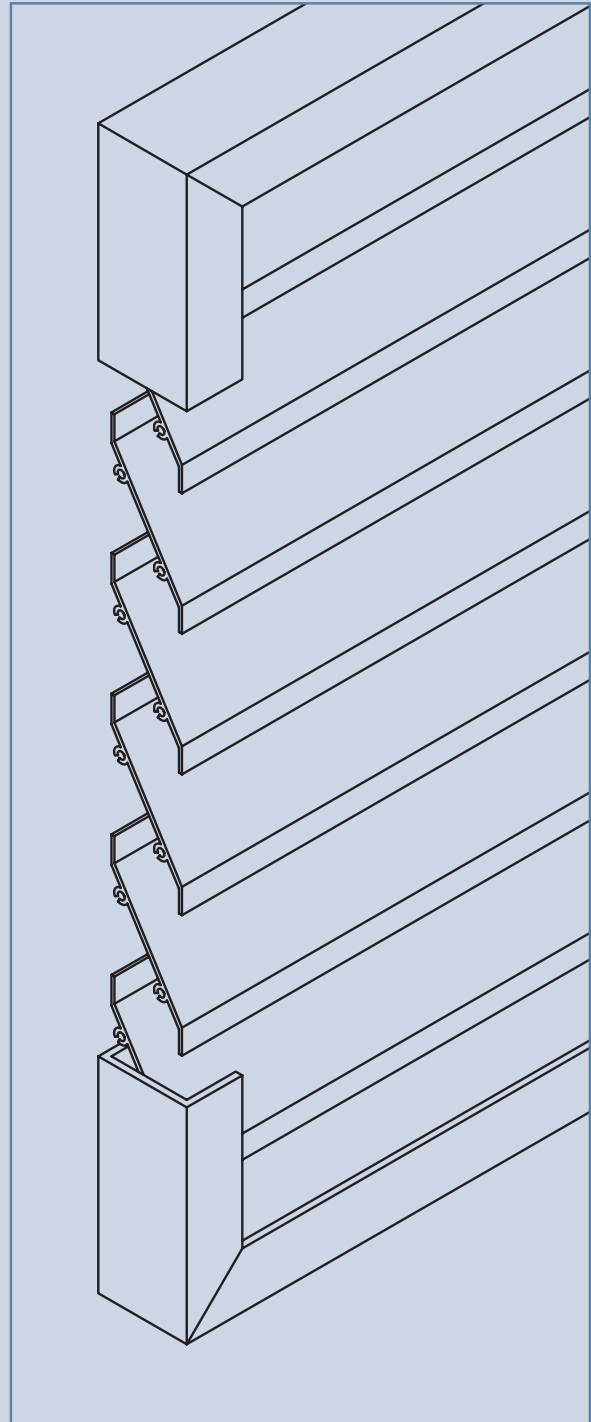
Finishing – see above.

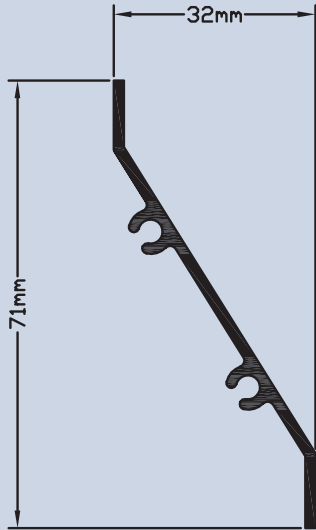
Installation shall be as per manufacturers recommendations.

– For typical fixing details see page 21

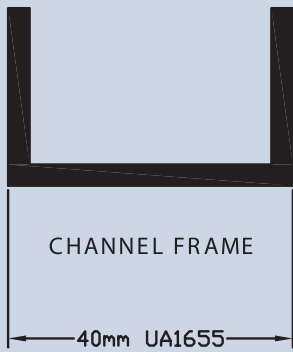
FREE AIR:

UL1661 = 35%





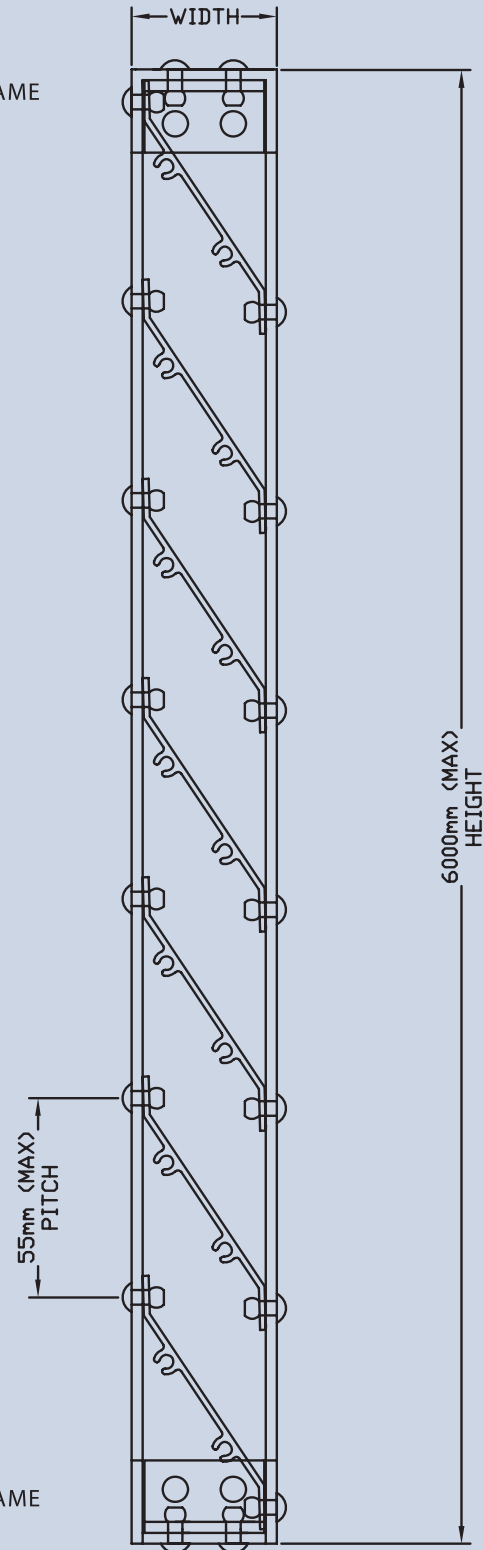
LOUVRE BLADE
UA1661



CHANNEL FRAME

40mm UA1655

TOP OF FRAME



BOTTOM OF FRAME

NOTE:

- Pitch can be varied to suit height.
- Assemble louvre with either screw or rivet fixing.
- 2000mm max width.
- To increase width from 2000mm use stiffening bar.
See drawing.

For fabrication drawing details contact Ullrich Aluminium Sales.



MODEL:
UL7173

APPLICATION:
Vertical screens, industrial plant rooms, car parks, areas of moderate wind / rain. Flush mounted.

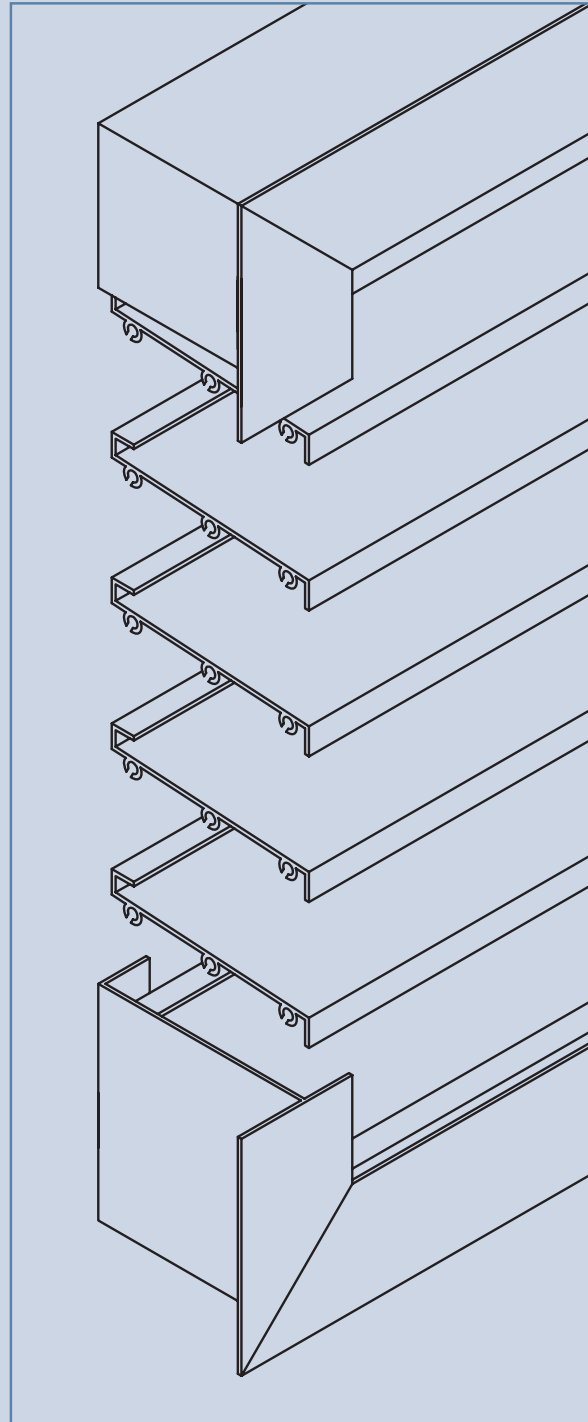
MATERIAL:
All blades are extruded from 6000 series aluminium alloy.
All screws and rivets are stainless steel.

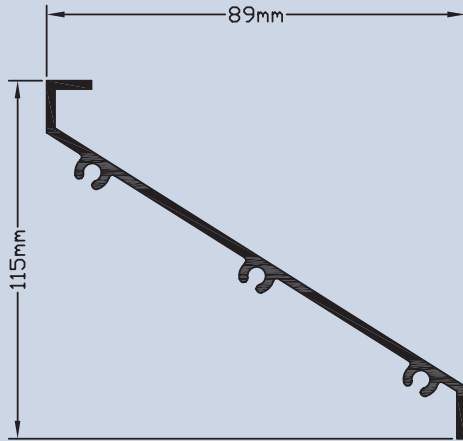
FINISH:
Louvre components can be supplied in either mill, anodised or powdercoated finish.

SIZES:
Can be manufactured to suit opening up to 6000mm high x 2000mm wide.

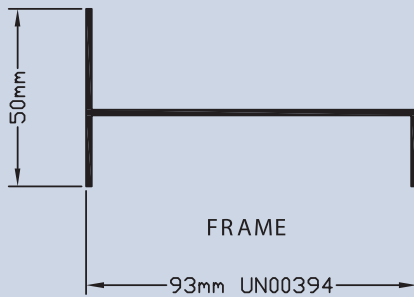
TO SPECIFY:
Louvres shall be Ullrich Aluminium model UL7173 complete with bird screen (as req'd). Blade pitched to suit opening.
Finishing – see above.
Installation shall be as per manufacturers recommendations.
– For typical fixing details see page 21

FREE AIR:
UL7173 = 59%

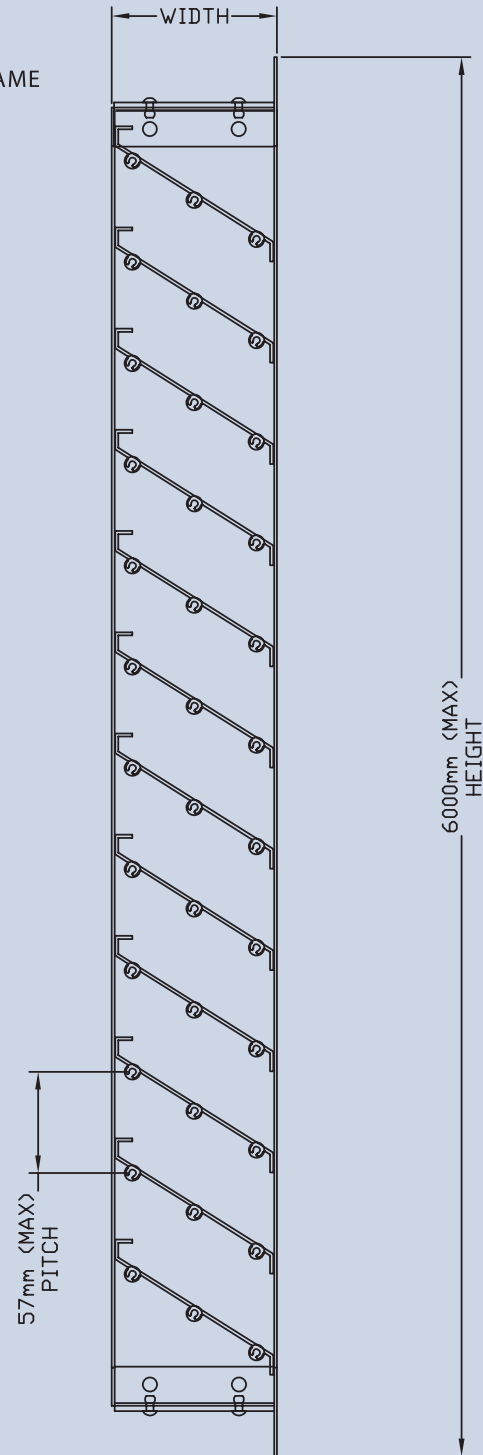




LOUVRE BLADE
AS7173



TOP OF FRAME



BOTTOM OF FRAME

NOTE:

- Pitch can be varied to suit height.
- Louvre blade can either be screwed or riveted.
- 2000mm max width.
- Width can be increased by using stiffener bar.
See fabrication drawing.

For fabrication drawing details contact Ullrich Aluminium Sales.



MODEL:
UL1572B

APPLICATION:
Vertical screens – sun/wind protection only.

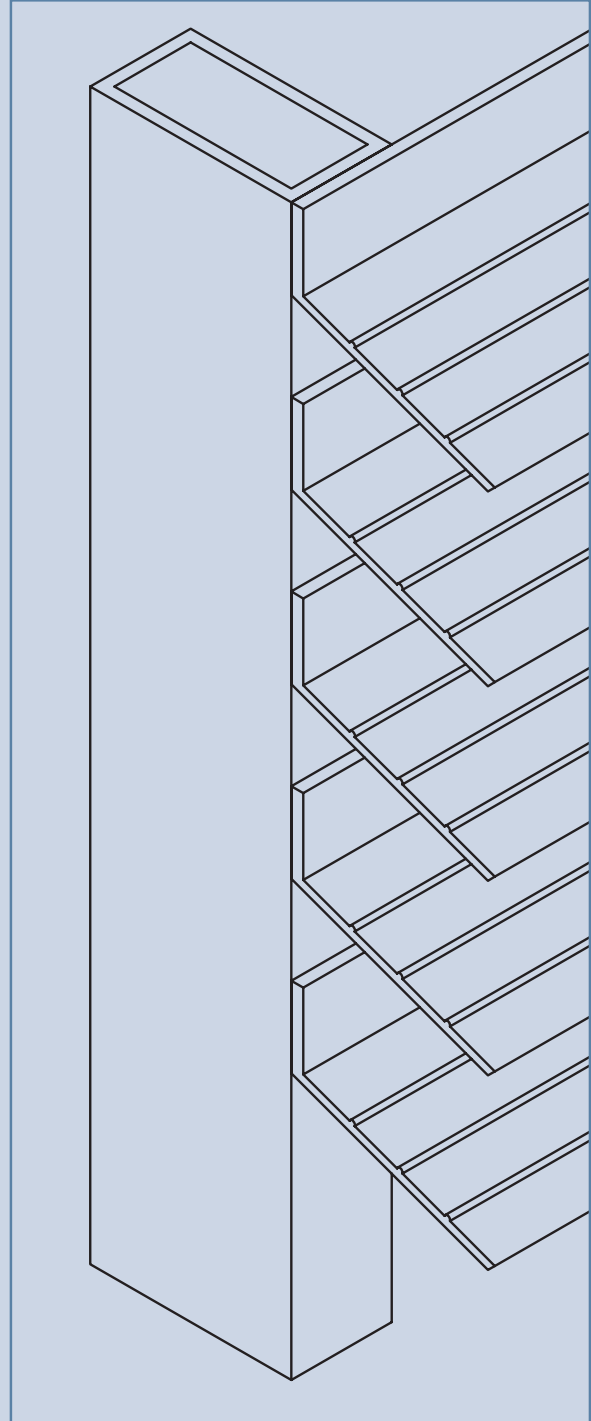
MATERIAL:
All blades are extruded from 6000 series aluminium alloy.
All screws and rivets are stainless steel.

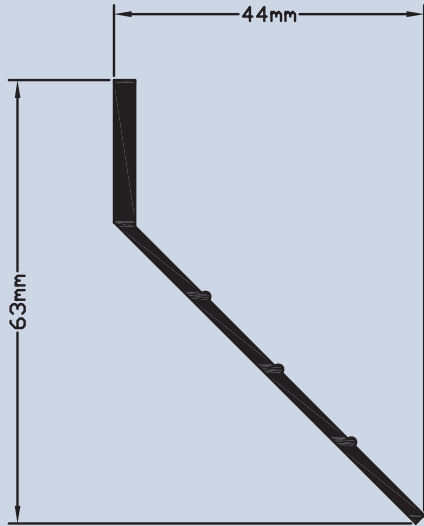
FINISH:
Louvre components can be supplied in either mill, anodised or powdercoated finish.

SIZES:
Can be manufactured to suit opening up to 6000mm high x 2000mm wide.

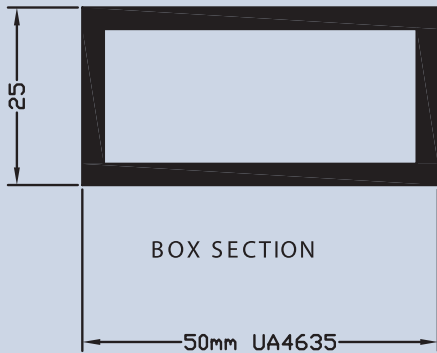
TO SPECIFY:
Louvres shall be Ullrich Aluminium model UL1572B.
Blade pitched to suit opening.
Finishing – see above.
Installation shall be as per manufacturers recommendations.
– For typical fixing details see page 21

FREE AIR:
UL1572B = 33%



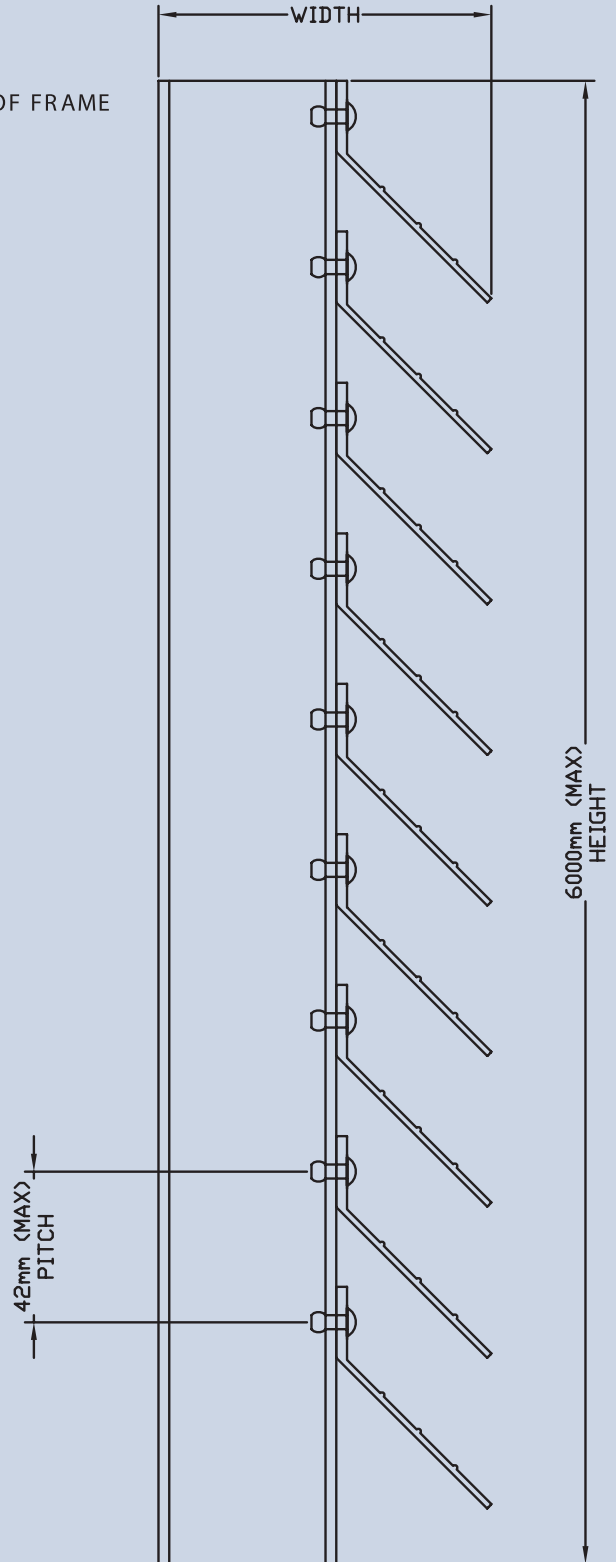


LOUVRE BLADE
UA1572B



BOX SECTION

TOP OF FRAME



NOTE:

- Pitch can be varied to suit height.
- Louvre blade can either be screw fixed or riveted.
- 2000mm max width.

For fabrication drawing details contact Ullrich Aluminium Sales.



MODEL:

UL3101B & UL3102B

APPLICATION:

General ventilation and screening not suitable for heavy rain areas.

MATERIAL:

All blades are extruded from 6000 series aluminium alloy.

All screws and rivets are stainless steel.

FINISH:

Louvre components can be supplied in either mill, anodised or powdercoated finish.

SIZES:

Can be manufactured to suit opening up to 6000mm high x 2000mm wide.

Width can be increase by adding stiffener bar.
(See fabrication drawing).

TO SPECIFY:

Louvres shall be Ullrich Aluminium model UL3101B or UL3102B. Complete with bird screen (as req'd).
Blade pitched to suit opening.

Finishing – see above.

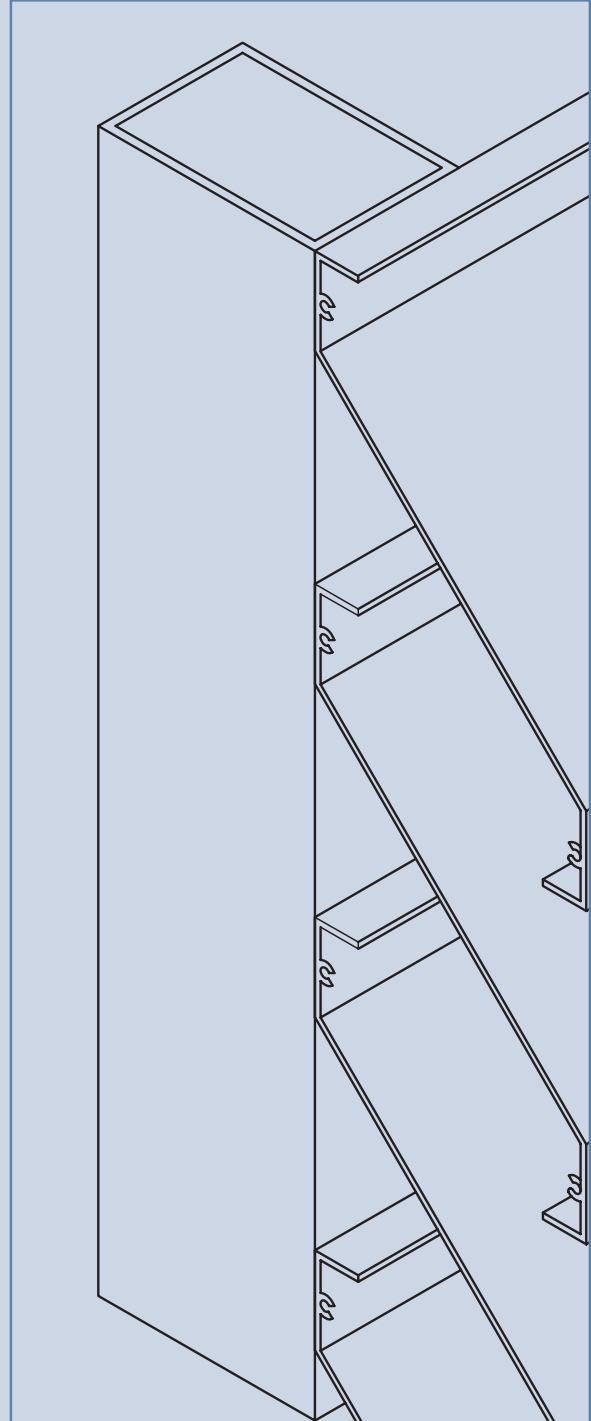
Installation shall be as per manufacturers recommendations.

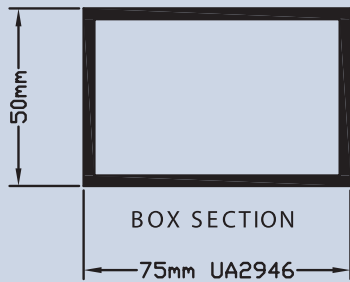

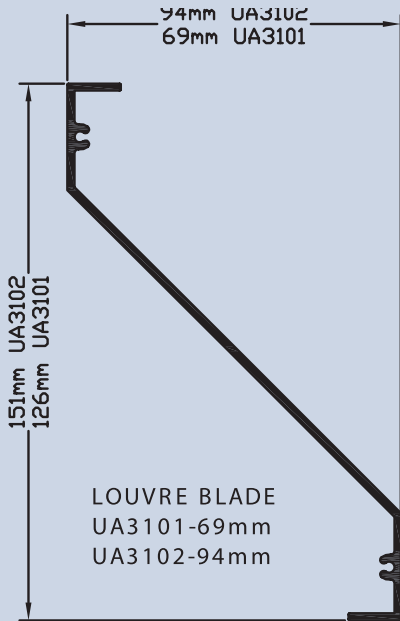
– For typical fixing details see page 21

FREE AIR:

UL3101B = 31%

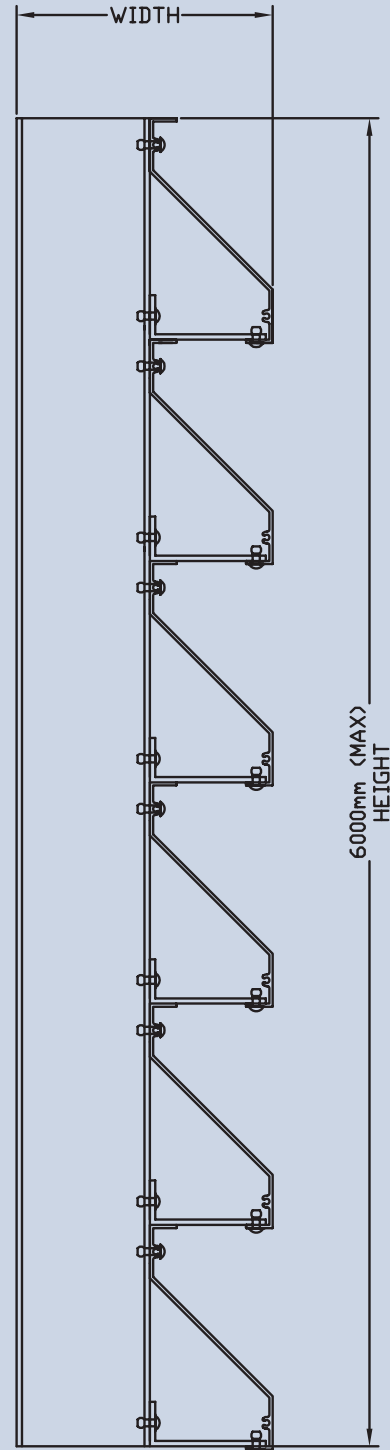
UL3102B = 42%





TOP OF FRAME

BOTTOM OF FRAME



NOTE:

- Pitch can be varied to suit height.
- Louvre blade can either be screw fixed or riveted.
- 2000mm max width.
- Width can be increased by using stiffener bar.
See fabrication drawing.

For fabrication drawing details contact Ullrich Aluminium Sales.



MODEL:

UL5354V & UL5354H

APPLICATION:

Vertical or horizontal sunscreen commercial buildings, hospitals, covered paths.

MATERIAL:

All blades are extruded from 6000 series aluminium alloy.

All screws and rivets are stainless steel.

FINISH:

Louvre components can be supplied in either mill, anodised or powdercoated finish.

SIZES:

Can be manufactured to suit opening up to 6000mm high x 2000mm wide.

TO SPECIFY:

Louvres shall be Ullrich Aluminium model UL5354H or UL5354V. Blade pitched to suit opening.

Finishing – see above.

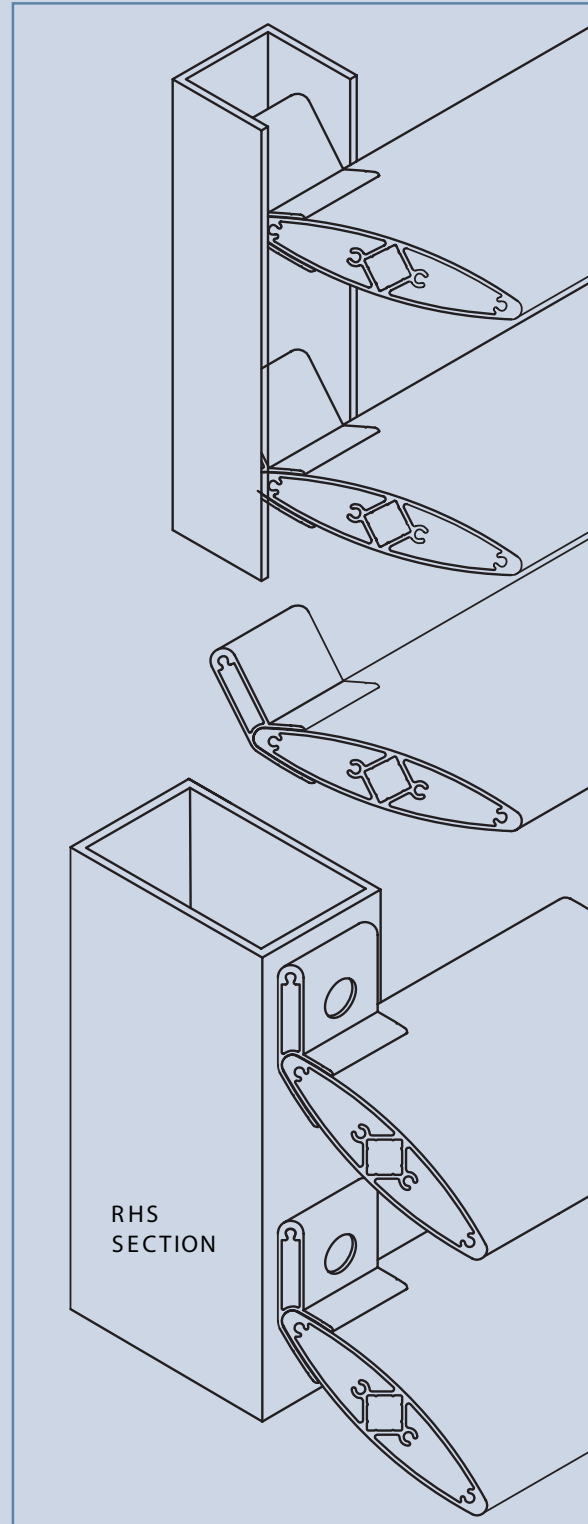
Installation shall be as per manufacturers recommendations.

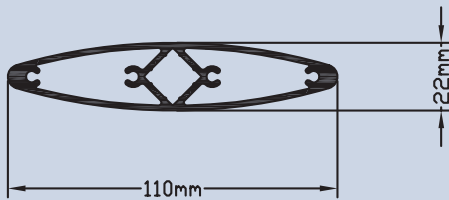
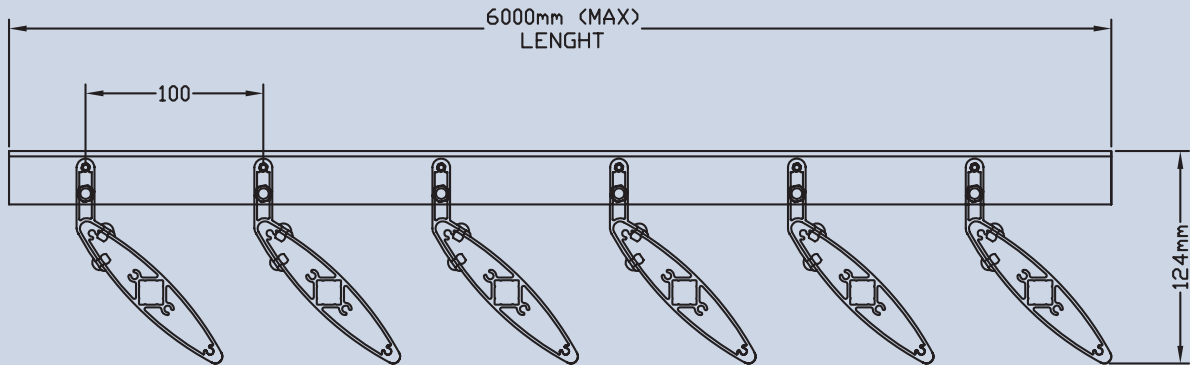
– For typical fixing details see page 21

FREE AIR:

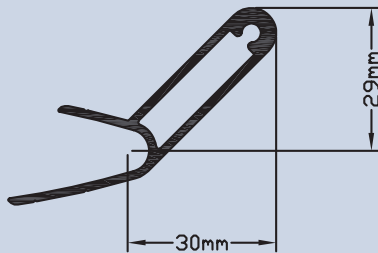
UL5354V = 77%

UL5354H = 54%

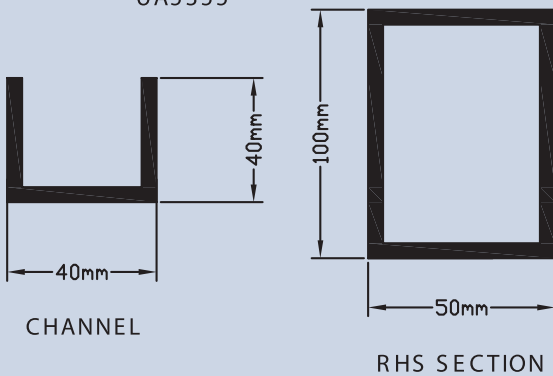




LOUVRE BLADE
UA5354

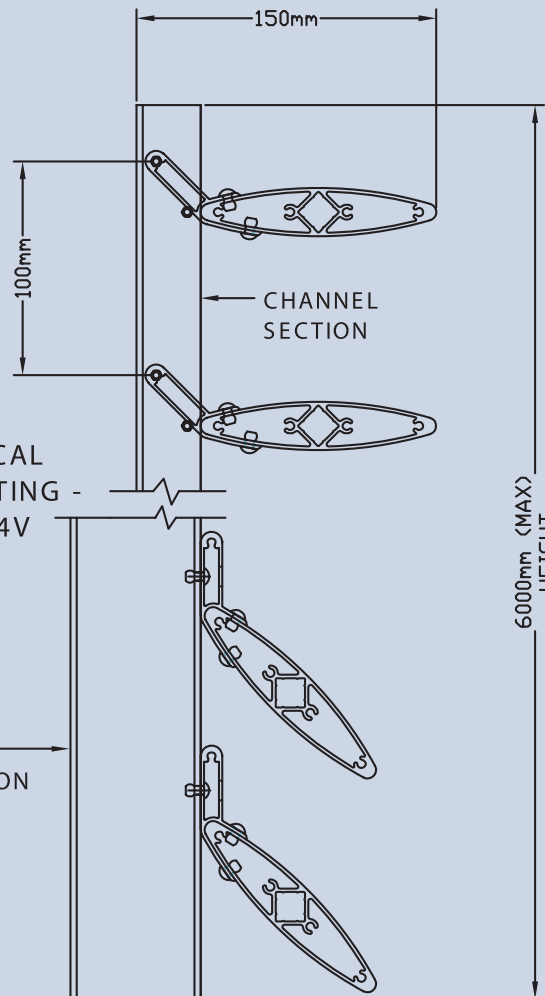


LOUVRE BRACE
UA5355



CHANNEL

RHS SECTION

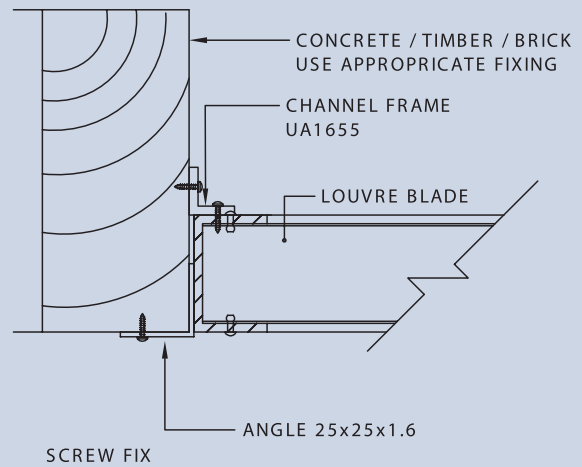
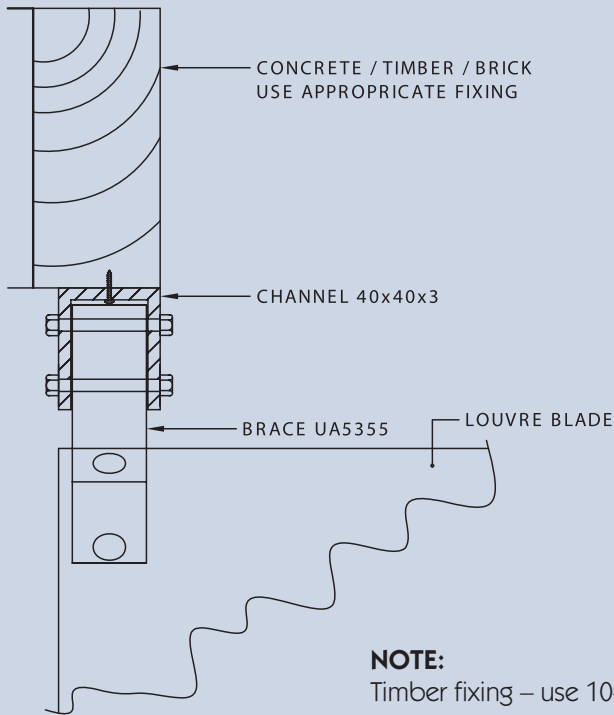
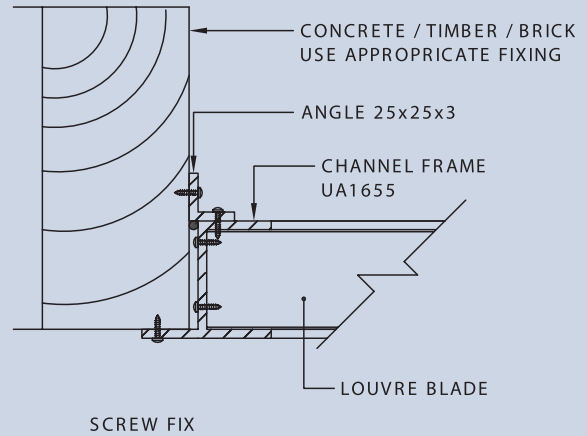
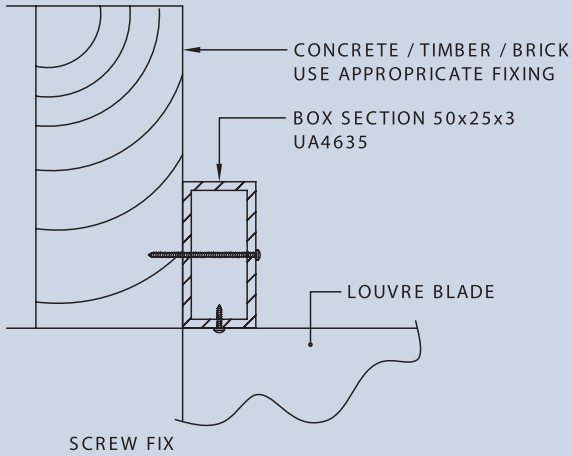
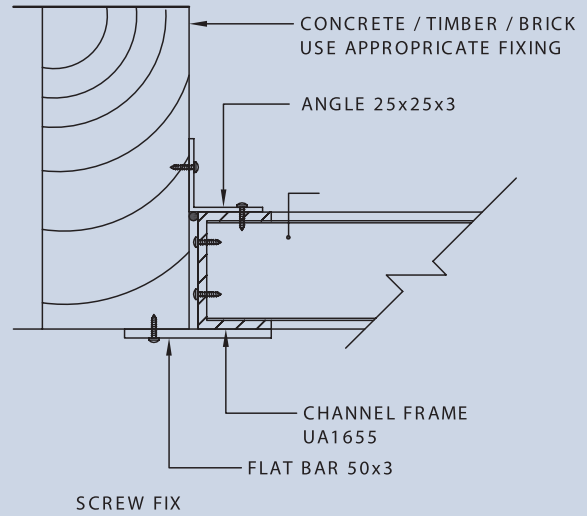
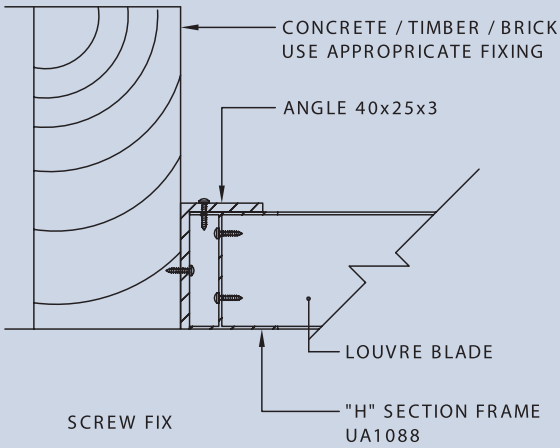


VERTICAL
MOUNTING -
UL5354V

RHS
SECTION

NOTE:

- Pitch can be varied to suit height.
- Louvre blades are riveted to braces and either riveted or bolted to supports.
- 2000mm max width.



NOTE:

Timber fixing – use 10#x30lg S.S screws Mushroom HD. Fix @ 500mm (max ctrs).
 Masonry fixing – for RHS sections/ M8 S.S Dynabolts (min. Engagement 40mm)
 Fix @ 600mm (max ctrs)



INDEX:

STANDARD LOUVRES:

| | Page |
|---------------------|-------------|
| MODEL UL3101/UL3102 | 1-2 |
| MODEL UL1368 | 3-4 |
| MODEL UL1089 | 5-6 |
| MODEL UL1661 | 7-8 |
| MODEL UL7173 | 9-10 |

SCREEN LOUVRES:

| | |
|---------------------|-------|
| MODEL UL1572B | 11-12 |
| MODEL UL3101B/3102B | 13-14 |

ELLIPTICAL LOUVRES:

| | |
|-----------------------|-------|
| MODEL UL5354V/UL5354H | 15-16 |
|-----------------------|-------|

TYPICAL FIXING METHODS:

21

ULLRICH ALUMINIUM SALES CENTRES

DARWIN

114 Reichardt Road
Winnellie NT 0820
PO Box 36012 Winnellie
Northern Territory 0821
Tel 08 8947 4157
Fax 08 8947 4167
sales.darwin@ullrich.com.au

CAIRNS

11 Southgate Close
Woree QLD 4868
PO Box 225
Bungalow QLD 4870
Tel 07 4054 6662
Fax 07 4054 7453
sales.cairns@ullrich.com.au

TOWNSVILLE

5 Whitehouse Street
Garbutt Townsville 4814
PO Box 8065 Garbutt
Business Centre
Townsville QLD 4814
Tel 07 4728 9833
Fax 07 4728 9109
sales.townsville@ullrich.com.au

ROCKHAMPTON

103 Stanley Street
Rockhampton QLD 4700
Tel 07 4921 4228
Fax 07 4921 4037
sales.rockhampton@ullrich.com.au

CALOUNDRRA

1/13 Industrial Avenue
Caloundra QLD 4551
PO Box 3890
Caloundra QLD 4551
Tel 07 5492 8587
Fax 07 5492 8157
sales.caloundra@ullrich.com.au

NORTHGATE

101 Crockford Street
Northgate QLD 4013
PO Box 395 Northgate
QLD 4013
Tel 07 3335 6700
Fax 07 3266 5618
sales.northgate@ullrich.com.au

BRISBANE

178 Beatty Rd Archerfield
Queensland 4108
PO Box 132 Coopers Plains
Queensland 4108
Tel 07 3274 8000
Fax 07 3274 5862
sales.brisbane@ullrich.com.au

GOLD COAST

24 Township Drive
West Burleigh QLD 4219
PO Box 3645
Burleigh Town QLD 4220
Tel 07 5520 2799
Fax 07 5520 2844
sales.goldcoast@ullrich.com.au

COFFS HARBOUR

13 Cook Drive
Coffs Harbour NSW 2450
PO Box 1654
Coffs Harbour NSW 2450
Tel 02 6652 8326
Fax 02 6652 8426
sales.coffsharbour@ullrich.com.au

NEWCASTLE

6 Steel River Blvd
Mayfield West NSW 2304
PO Box 326
Hunter Business Centre
Warabrook NSW 2304
Tel 02 4949 2600
Fax 02 4949 2601
sales.newcastle@ullrich.com.au

SYDNEY

185-187 Woodpark Road
PO Box 2182 Smithfield
New South Wales 2164
Tel 02 8787 7400
Fax 02 9725 2784
sales.sydney@ullrich.com.au

SYDNEY FABRICATION

185-187 Woodpark Road
Smithfield
New South Wales 2164
Tel 02 8787 7400
Fax 02 9725 2419
sales.fab@ullrich.com.au

MINTO

Unit 15/1 Stonny Batter Rd
Minto, New South Wales 2566
Tel 02 9603 3566
Fax 02 9603 6261
sales.minto@ullrich.com.au

CANBERRA

10 Arnott Street
Hume ACT 2620
PO Box 1225 Fyshwick
ACT 2609
Tel 02 6260 2011
Fax 02 6260 2133
sales.canberra@ullrich.com.au

MELBOURNE

893 Princes Highway
Springvale VIC 3171
PO Box 1054 Clayton South
Victoria 3169
Tel 03 9567 7200
Fax 03 9540 8511
sales.melbourne@ullrich.com.au

SUNSHINE

540 Somerville Rd
Sunshine Victoria 3020
Tel 03 9310 2051
Fax 03 9310 2186
sales.sunshine@ullrich.com.au



ADELAIDE

868 - 872 Main North Rd
Pooraka S.A 5095
PO Box 3
Pooraka S.A 5095
Tel 08 8300 2500
Fax 08 8300 2510
sales.adelaide@ullrich.com.au

PERTH

17 King Street Bayswater
PO Box 49 Bayswater
Western Australia 6053
Tel 08 9473 4700
Fax 08 9370 3995
sales.perth@ullrich.com.au

LAUNCESTON

120 Forster Street
Invermay TAS 7248
PO Box 1494
Launceston TAS 7250
Tel 03 6334 8769
Fax 03 6334 9714
sales.launceston@ullrich.com.au

HOBART

123 Albert Road
Moonah TAS 7009
PO Box 217
Moonah TAS 7009
Tel 03 6278 1522
Fax 03 6278 1922
sales.hobart@ullrich.com.au

Web Direct: www.ullrich.com.au

Sales Direct: 1300 650 075

Represented throughout New Zealand by
ULLRICH ALUMINIUM CO LTD
Po Box 98 843 SAMC
Manukau City New Zealand
Tel 09 262 6262 Fax 09 262 6265

Representative and franchised operations throughout the South Pacific

ULLRICH ALUMINIUM PTY LTD
Po Box 2182 Smithfield NSW 2164
185-187 Woodpark Rd Smithfield Australia
Tel 02 8787 7400 Fax 02 9725 2784
ullrich@ullrich.com.au

